

Consolidated Financial Results for FY2024 Third Quarter (Year To Date) (April 1, 2024 – December 31, 2024)

February 13, 2025



HODOGAYA CHEMICAL CO., LTD.

Segment	Businesses	Products
Functional Colorants	OLED Materials	OLED Materials (Transport Materials、 Emitting Materials、 Capping Layer Materials)、 Bio Materials
	Colorants	Aluminum Coloring Dyes、 Stationery Dyes、 Dyes for Hair Color Treatment、 Food Additives
	Imaging Materials	Materials for Copier Toner、 Organic Photo Conductor Materials
	Advanced Device Materials	Dyes for Color Filters、 Near-infrared Absorption Materials、 Organic Solar Cell Materials
Specialty Polymers	Polyurethane Materials	Urethane Materials、 Adhesives、 Release Agents
	Construction Materials	Waterproof Materials for Civil Engineering and Construction、 Waterproofing and Leak-Plugging Work
	Specialty Chemicals	Intermediates for Pharmaceutical, Functional Polymers and Electronics
Basic Chemicals	Industrial Chemicals	Hydrogen Peroxide and Derivatives、 Industrial Chemicals
Agro-Science	Agrochemicals and Agricultural Materials	Herbicides、 Pesticides、 Agricultural Materials (Oxygen Supply Materials)
Logistics	Logistics	Warehousing、 Consigned Freight Forwarding、 ISO Tank Container Storage Services

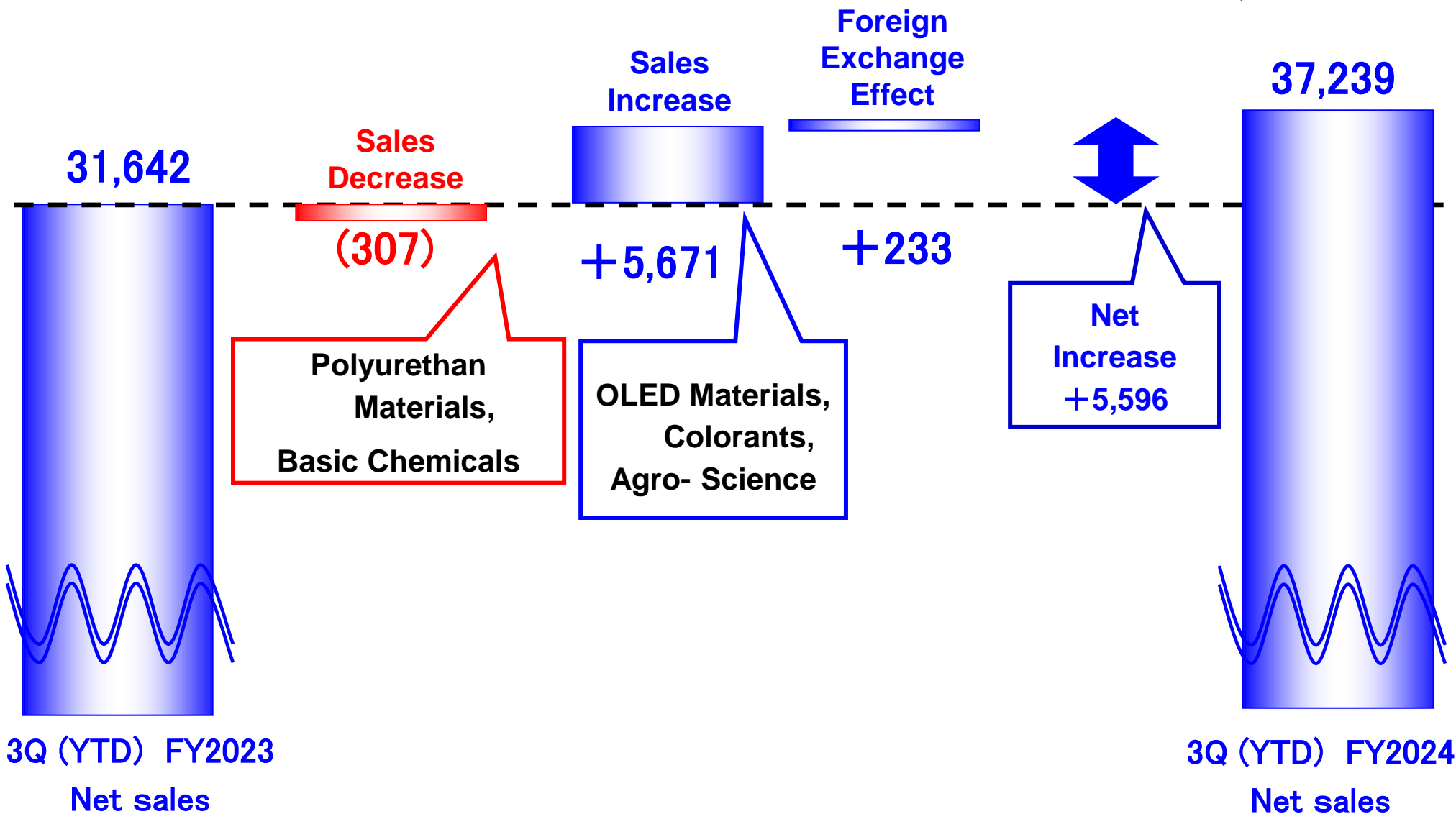
(Millions of Yen)

	3Q (YTD) FY2023	3Q (YTD) FY2024	Change
Net sales	31,642	37,239	+ 5,596
Operating profit	2,412	4,584	+ 2,171
Ordinary profit	3,012	4,682	+ 1,670
Profit attributable to owners of parent	1,563	2,883	+ 1,319

Exchange rate

USD=143.79JPY USD=153.07JPY
KRW=0.1092JPY KRW=0.1110JPY

(Millions of Yen)



(100 millions yen)

	Mar. 31 2024	Dec. 31 2024	Change
Total current assets	386	384	(2)
Cash and deposits	129	118	(11)
Notes and accounts receivable – trade, and contract assets	122	112	(10)
Inventory	126	143	+17
Other	8	9	+1
Total non-current assets	424	440	+15
Tangible and intangible fixed assets	292	306	+13
Investment securities	108	107	(1)
Other	23	26	+2
Total assets	811	825	+13

	Mar. 31 2024	Dec. 31 2024	Change
Total liabilities	237	226	(10)
Trade payables	51	51	+0
interest-bearing debt	93	87	(5)
Other	91	86	(5)
Total net assets	574	598	+24
Share capital	111	111	–
Capital surplus	79	79	–
Retained earnings	206	228	+22
Other	176	178	+2
Total liabilities and net assets	811	825	+13

(Millions of Yen)

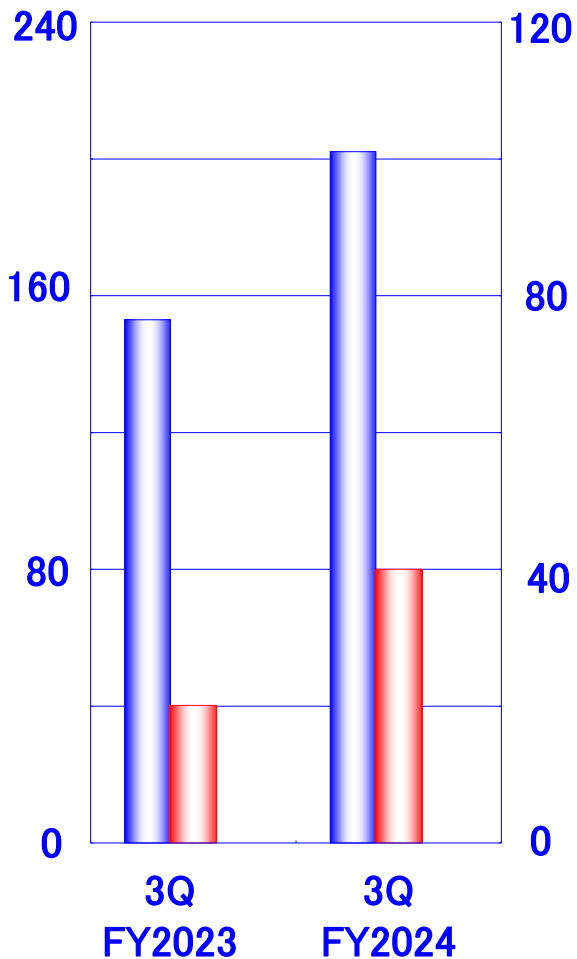
	3Q (YTD) FY2023	3Q (YTD) FY2024	Change
Functional Colorants	15,298	20,213	+ 4,914
Specialty Polymers	6,113	6,331	+ 217
Basic Chemicals	5,859	5,769	(90)
Agro-Science	3,024	3,441	+ 417
Logistics	1,223	1,359	+ 135
Others	122	125	+ 2
Total	31,642	37,239	+ 5,596

(Millions of Yen)

	3Q (YTD) FY2023	3Q (YTD) FY2024	Change
Functional Colorants	2,011	4,001	+ 1,989
Specialty Polymers	21	4	(17)
Basic Chemicals	150	261	+ 111
Agro-Science	43	56	+ 13
Logistics	181	256	+ 75
Others	3	2	(0)
Total	2,412	4,584	+ 2,171

Net sales
(100 million yen)

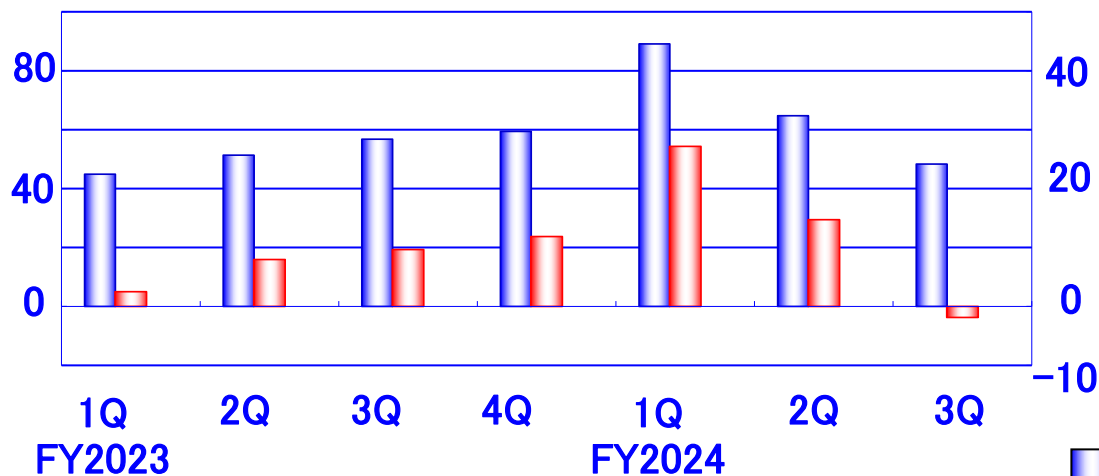
Operating profit
(100 millions yen)



【Quarterly】

Net sales
(100 million yen)

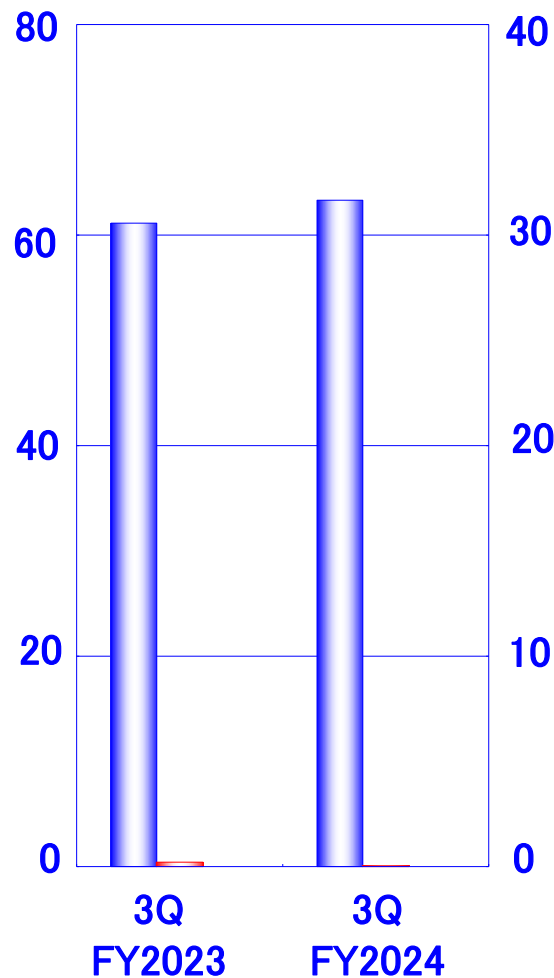
Operating profit
(100 millions yen)



Net sales (Left)
 Operating profit (Right)

Net sales
(100 million yen)

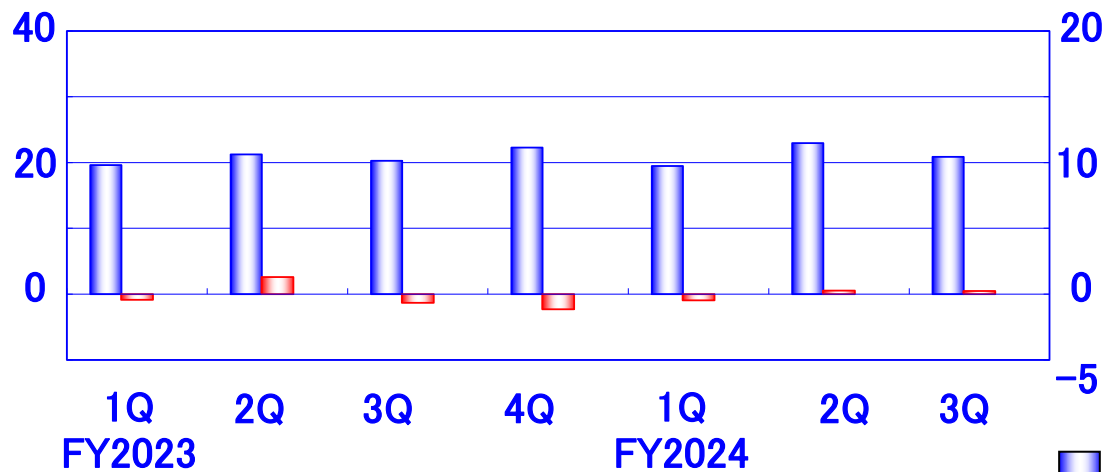
Operating profit
(100 millions yen)



【Quarterly】

Net sales
(100 million yen)

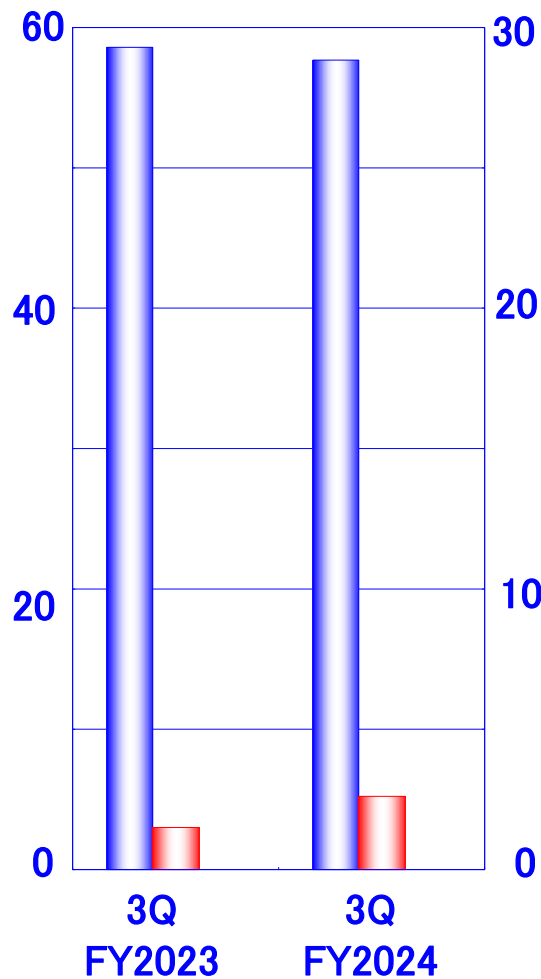
Operating profit
(100 millions yen)



Net sales (Left)
 Operating profit (Right)

Net sales
(100 million yen)

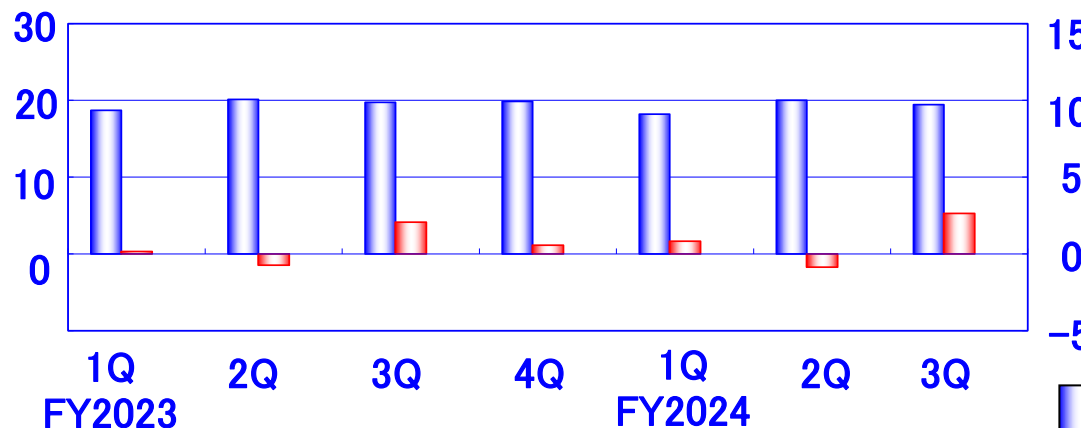
Operating profit
(100 millions yen)



【Quarterly】

Net sales
(100 million yen)

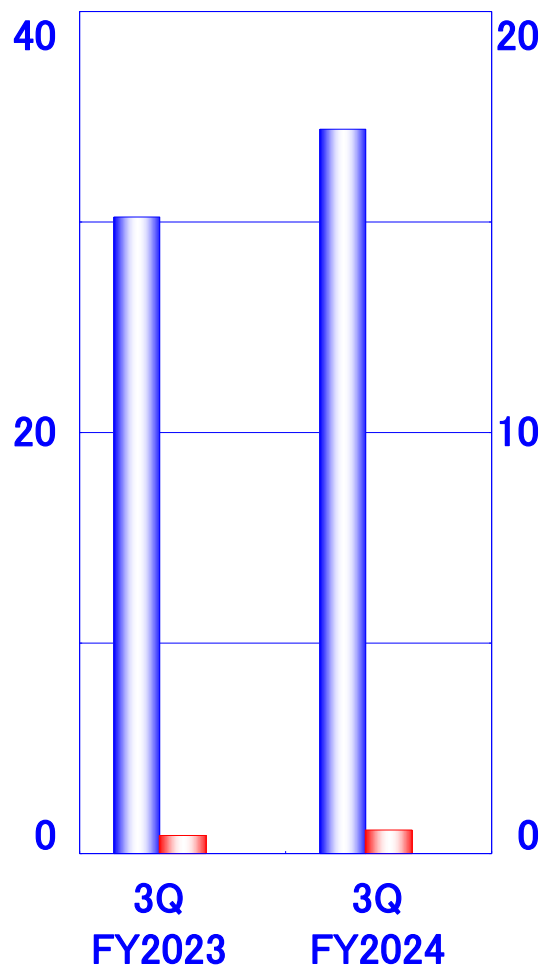
Operating profit
(100 millions yen)



Net sales (Left)
 Operating profit (Right)

Net sales
(100 million yen)


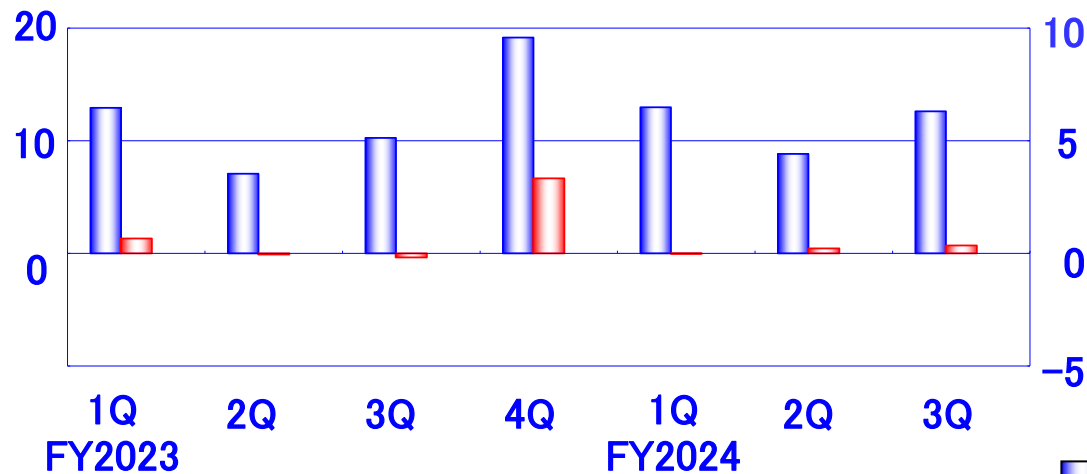
Operating profit
(100 millions yen)



【Quarterly】

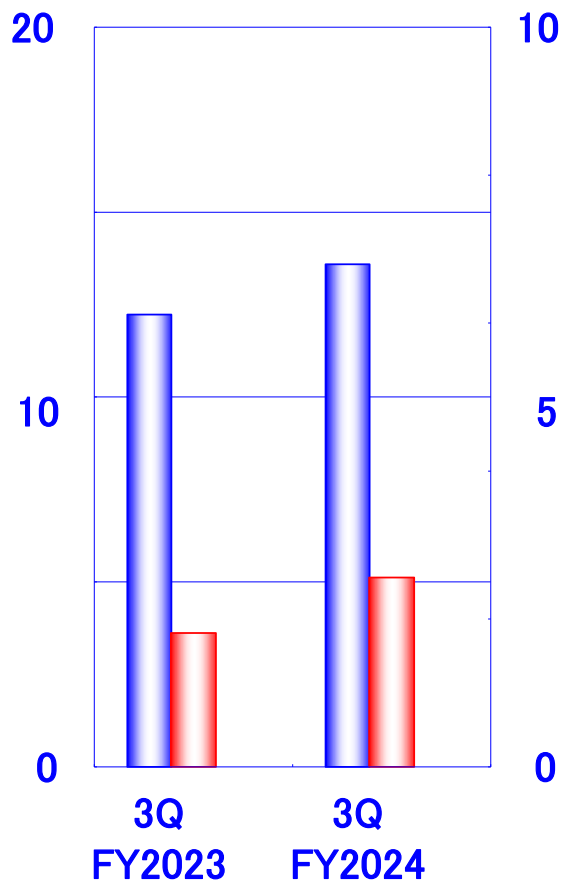
Net sales
(100 million yen)

Operating profit
(100 millions yen)



Net sales
(100 million yen)


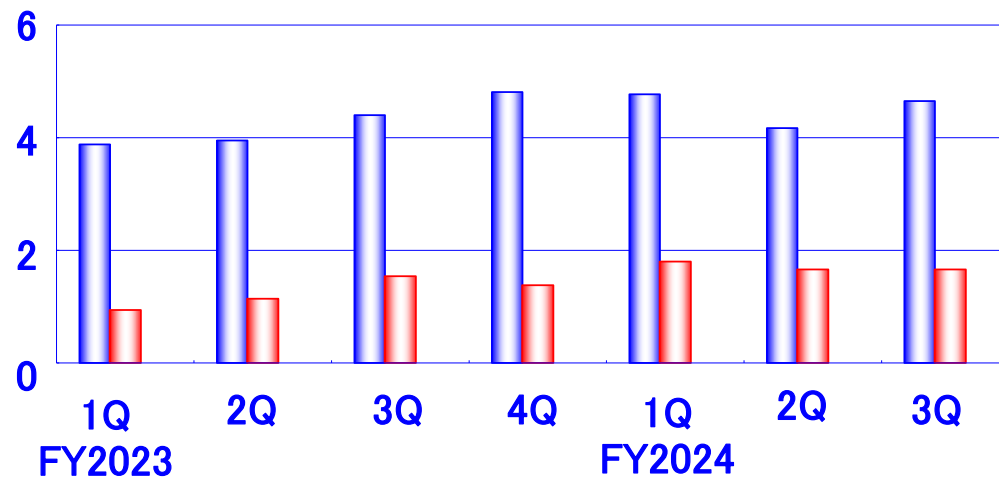
Operating profit
(100 millions yen)



【Quarterly】

Net sales
(100 million yen)

Operating profit
(100 millions yen)



Forecast for FY2024 (as of November 13, 2024) and Progress

(Millions of Yen)

	FY2024 Forecast	3Q (YTD) FY2024	Progress
Net sales	50,000	37,239	74%
Operating profit	5,500	4,584	83%
Ordinary profit	5,500	4,682	85%
Profit attributable to owners of parent	3,300	2,883	87%